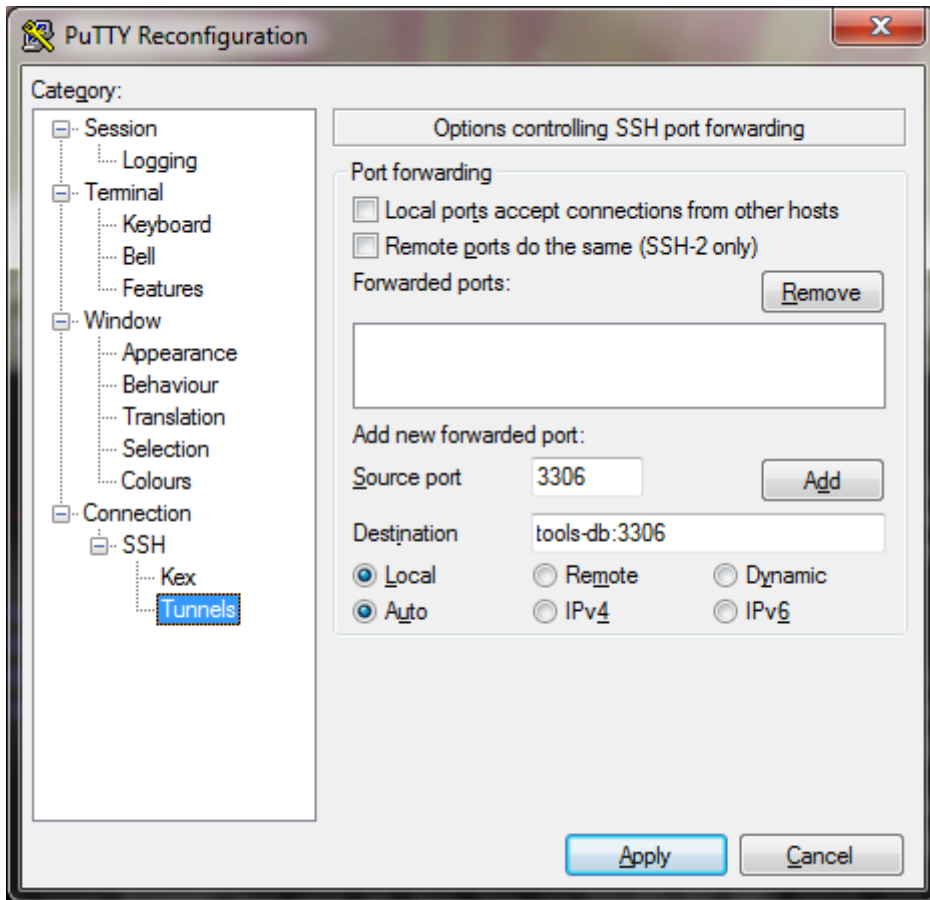


This is using <http://www.sqlmanager.net/en/products/mysql/manager/download> (freeware version)



(click add)


Use nlwiki.toolsdb if you want to use the nlwiki database, for example.

Register Database Wizard



Register Database

Specify the connection parameters



Welcome to the Register Database Wizard!

This wizard allows you to set the connection parameters for the selected databases only once, giving you the possibility to connect them quickly afterwards.

This wizard will guide you through the process of setting the connection parameters, selecting databases, and customizing their specific options.

Host name	localhost	Port	3306
User name	nlwikibots		
Password	*****		
Named pipe			

Register a single database

Use tunneling

Tunneling

SSH tunneling

HTTP tunneling

Help

< Back

Next >


Cancel

Register Database Wizard



Register Database

Set some specific options for registered database(s) and click the Finish button



Database name

Database alias

General **SSL** Logs

Client charset

Font charset

- | | |
|---|---|
| <input checked="" type="checkbox"/> Refresh objects on connection | <input type="checkbox"/> Interactive mode |
| <input type="checkbox"/> Login prompt before connection | <input checked="" type="checkbox"/> Quote identifiers |
| <input type="checkbox"/> Use compression protocol | <input type="checkbox"/> Autoconnect on startup |
| <input type="checkbox"/> Keep connection alive | <input type="checkbox"/> Disable transactions |

Create new tab for this database

Help

< Back

Finish

Cancel

